

CENTRAL HEATING AND COOLING

DUCTED HEAT PUMPS



PERFECTING THE AIR

The world contains an infinite number of spaces. Everyday we breathe in 10,000 litres of air. It nourishes us. It enriches us. Daikin believes that every breath we take in these spaces should be 'perfect'.

At Daikin, we've been 'perfecting the air' for over 90 years to make your home a calm and comfortable place – for you and your family.


As 'Air Specialists', Daikin is driven to improve all aspects of indoor air quality - from temperature and humidity, to flow and cleanliness.



“Does it do what a Daikin does?”

CONTENTS

CENTRAL HEATING FOR YOUR HOME	4
DAIKIN TECHNOLOGY	6
FDMA - HSP / MSP DUCTED NZ ONLY R32	9
FDYA & FDYQ - PREMIUM INVERTER DUCTED	10
FDYAN & FDYQN - INVERTER DUCTED	12
FBA - SLIM-LINE DUCTED R32	14
FDYBA - BULKHEAD SYSTEM	15
DAIKIN AIRHUB	16
CONTROL YOUR DAIKIN	18
PRODUCT SPECIFICATIONS	24
FEATURES AND BENEFITS	33
FEATURES CHECKLIST	34
HOW TO BUY A DAIKIN PRODUCT	35



CENTRAL HEATING FOR YOUR ENTIRE HOME

DAIKIN DUCTED AIR

A Daikin Ducted Heat Pump provides discreet air conditioned comfort throughout your entire home. It can be installed in a new home or tailored to suit an existing one, with only the wall controller and discreet grilles visible inside.

A Daikin ducted heat pump consists of an indoor and outdoor unit with flexible ducting inside the roof. The indoor unit is concealed out of sight in your ceiling, with flexible ducting distributing conditioned air through vents located throughout your home. An outdoor unit is positioned in a discreet location outside your home. Daikin also provides you various kind of zone controller to meet your needs.

FLEXIBLE ZONING OPTIONS FOR YOUR HOME

Daikin ducted air conditioning gives you the flexibility to heat or cool every room in your home. Your home can be 'zoned' to maximise energy efficiency and comfort. For example, you may want the bedrooms in zone one, the living areas in zone two and so on. The position of discharge grilles can also be tailored to suit the shape of each room, for optimum air circulation.

COMFORT ALL YEAR ROUND

1. INDOOR UNIT

Concealed in the ceiling, the indoor unit continually draws in return air over its heat exchanger and blows cooled or heated air back into your home.



2. OUTDOOR UNIT

Featuring inverter technology, the outdoor unit takes the hot or cold air from the indoor unit and expels it outside.

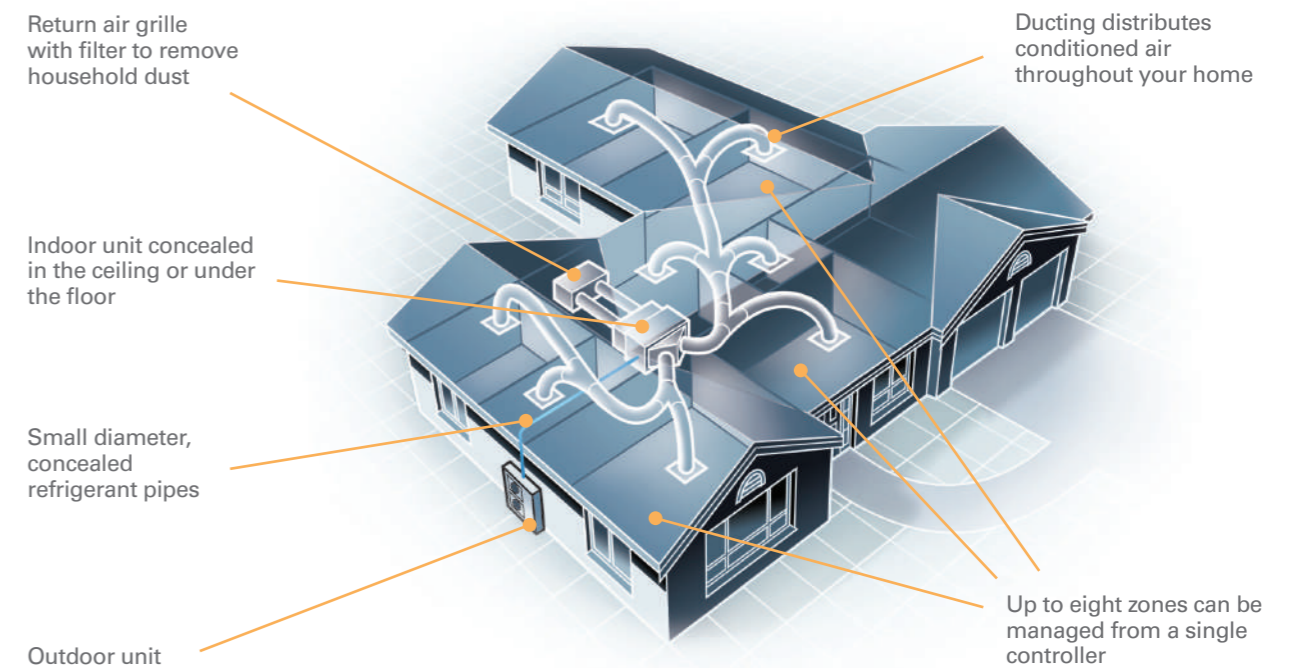


3. ZONE CONTROLLER

Up to 8 zones can be managed from the Zone Controller. Zones can be turned On or Off and with our AirHub Linear Zone Controller, zone temperature can be adjusted $\pm 2^{\circ}\text{C}$ of the set point.

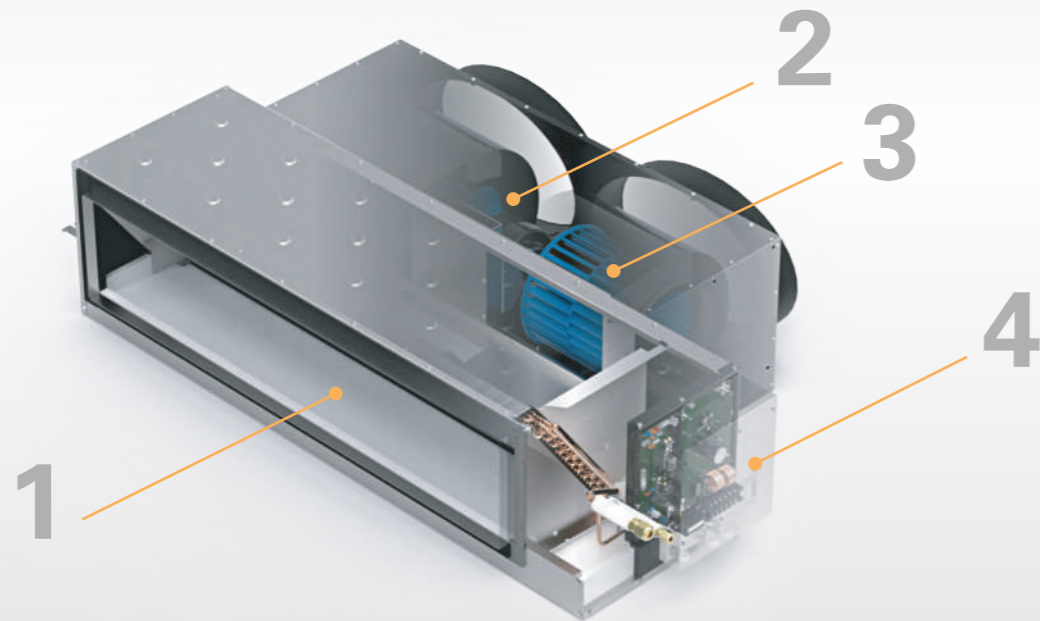


DAIKIN DUCTED AIR CONDITIONING AT A GLANCE




DAIKIN TECHNOLOGY

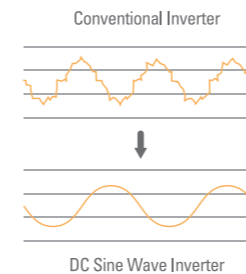
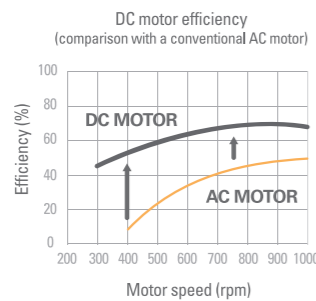
INDOOR UNIT



OUTDOOR UNIT



For over 90 years, Daikin has invested heavily in Research and Development to deliver more effective climate control for you and your family. Daikin technologies help make Daikin heat pumps energy efficient, powerful, reliable and easy to use.



1

INDOOR HEAT EXCHANGER

Our new indoor heat exchangers have been designed to deliver maximum capacity output in a compact casing size. Through the use of cutting edge technologies, our indoor heat exchangers utilise Ø5mm copper pipes to ensure heat is removed from your home efficiently.

2

DC FAN MOTOR

Daikin indoor units are equipped with a high efficiency DC fan motor. By utilising high power permanent magnets instead of the induced magnetism of conventional AC motors, Daikin's DC motor can deliver significantly higher motor efficiency.

3

SIROCCO FAN

Daikin's ducted units are fitted with lightweight single injection moulded Sirocco Fans. These fans feature an aerodynamic fan blade design which reduces turbulence for a more efficient and quieter airflow delivery.

4

ENHANCED REALIBILITY

The indoor unit's fail safe logic is designed for the summer. Fan speed is regulated on start-up when roof temperatures are at an extreme level for enhanced reliability.

5

INVERTER COMPRESSOR

Daikin's swing and scroll DC sine wave inverter compressors are quieter and more efficient than conventional compressors, thanks to their high pressure dome construction and the usage of high pressure lubrication oil.

6

RELUCTANCE DC MOTOR

Daikin's Reluctance DC motor utilises the magnetic torque of neodymium magnets in conjunction with reluctance torque, resulting in more energy efficient operation. These neodymium magnets are 10 times stronger than conventional ferrite magnets.

7

SAW EDGE FAN BLADE

The addition of a saw tooth edge at the rear of the blade smooths airflow over the blade surface, reducing turbulence which in turn results in a quieter, more efficient means of delivering comfort to your home.

8

REFRIGERANT COOLED PCB

The heat produced by the inverter PCB module is cooled by a sub heat exchanger*. This provides stable operation, enhanced reliability and continuous operation at up to 50° CDB ambient^.

*Refrigerant Cooled PCB only applicable to RZAS71-160CV1, RZA85-160CV1 & RZA71-160CV1
^50°CDB ambient only applicable to RZAS71-160CV1



OUR DUCTED PRODUCT RANGE



HSP & MSP DUCTED

(NZ ONLY)



FDMA Series

The NEW HSP Single Split Ducted has a depth of only **700mm** and is specially designed with New Zealand homes in mind.

CONTROLLERS:

- NAV EASE
- ZONE CONTROLLER
- STYLISH CONTROLLER
- DAIKIN AIRBASE
- AIRZONE



All Controllers Are Optional & Separately Sold

BEST FOR:

- Designed for Modern Kiwi Homes
- Depth of Only 700mm for Precision Fit
- R32 Refrigerant for Enhanced Efficiency and Lower Global Warming Potential



R22 RETROFIT CAPABILITY

Provides a cost effective and convenient upgrade from an existing R22 ducted system whilst retaining the field piping.*



NIGHT QUIET MODE

Reduces the outdoor noise levels during sleeping hours and automatically resumes normal operations in the morning.



BUILT-IN DRAIN PUMP

Built-in drain pump as standard.



COMPACT DESIGN

140 and 160 Class is now housed in a compact indoor casing for easier installation.



ONLY FOR NZ MARKET

Specifically designed with New Zealand homes in mind.



R32 REFRIGERANT

R-32 has approximately a third of the global warming potential of R-410A and zero ozone depletion potential.

*Strict guidelines apply for R22 Retrofit Capability, please speak to your installer for further information.

Note: R32 ducted indoor units must be installed in the ceiling space, it is not to be installed underfloor.

8.0kW
-TO-
16.5kW
RATED HEATING CAPACITIES

8 SINGLE + THREE
R32 MODELS PHASE OPTIONS

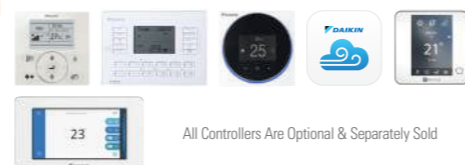
PREMIUM INVERTER DUCTED

FDYA & FDYQ Series

Engineered with the latest technology innovations including R32 refrigerant, our Premium Inverter series offers market leading energy performance, design flexibility and R22 retrofit capability[^].

CONTROLLERS:

- NAV EASE
- ZONE CONTROLLER
- STYLISH CONTROLLER
- DAIKIN AIRBASE
- AIRHUB
- AIRZONE



All Controllers Are Optional & Separately Sold

SUPERIOR ENERGY PERFORMANCE

Engineered with features such as a redesigned CrossPass Heat Exchanger on the outdoor unit, DC Fan motor on the indoor unit and Daikin's patented swing compressor, our new Premium Inverter series takes energy efficiency to the next level.

NIGHT QUIET MODE

Our outdoor units are amongst the quietest on the market. If the noise levels need to be further reduced, engaging the Night Quiet Mode feature will reduce the noise levels by 4dBA^{**}.

R32 REFRIGERANT

R32 is the next generation in refrigerants with a substantially lower 'Global Warming Potential Factor' than R410A, providing less risk of harm to the environment*.

AUTOMATIC AIRFLOW ADJUSTMENT

Commissioning has never been easier. Automatic Airflow Adjustment feature allows the fan speed to adjust automatically to suit your duct design during commissioning, simplifying the process and saving time.

*Applies to 71-160 Class Models

**Outdoor sound levels are determined in an anechoic chamber and may differ once the unit is installed due to ambient conditions

[^]Strict guidelines apply for R22 Retrofit Capability, please speak to your installer for further information

Note: R32 ducted indoor units must be installed in the ceiling space, it is not to be installed underfloor



FDYA180-200AV1

7.5kW
-TO-
22.4kW
RATED HEATING CAPACITIES

8
R32 MODELS

SINGLE+THREE
PHASE OPTIONS



20.0kW
-TO-
26.8kW
RATED HEATING CAPACITIES

3
R410A MODELS

THREE
PHASE OPTIONS



The Airbase Smartphone Interface is an optional accessory that allows you to control your Daikin Ducted anywhere, anytime System from anywhere, anytime

DESIGN FLEXIBILITY

The side discharge design of the outdoor unit allows easy installation on narrow home sides, while the indoor unit can be split into 2 sections for simple retrofit installation.

AUSTRALIAN MADE

Indoor units are specifically designed and manufactured to Australian and New Zealand standards.

INCREASED OPERATION LIMITS

Built for the harsh summer season, the refrigerant cooled PCB technology incorporated in the outdoor unit enables continuous operations up to 50°CDB ambient.

DIV-NET COMMUNICATION

DIV-NET is a new communication platform that enables high-speed, high-capacity data exchange for real-time monitoring, precise control, and improved scalability.

R32 LEAK DETECTION ACCESSORIES (OPTIONAL)

Improve safety and compliance with an optional R32 leak detector and output accessory for added protection and system monitoring.

HEATING FOCUS OPTION

Heating Focus models in 180, 200, and 250 Class offer enhanced heating in low temperatures, perfect for cold climates like the South Island. They are not R22 retrofit compatible.



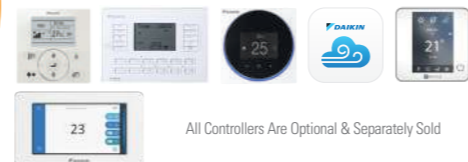
INVERTER DUCTED

FDYAN & FDYQN Series

Engineered to deliver a compact and efficient design, the new Inverter series is ideal for installation into the tight roof space of any modern home and now also features R22 retrofit capability^.

CONTROLLERS:

- NAV EASE
- ZONE CONTROLLER
- STYLISH CONTROLLER
- DAIKIN AIRBASE
- AIRHUB
- AIRZONE



All Controllers Are Optional & Separately Sold

IMPROVED ENERGY PERFORMANCE

Adopting advanced technologies such as a DC Fan motor, Cross-Pass Heat Exchanger on the outdoor unit with increased heat exchange area and Daikin's patented swing compressor our new Inverter series is designed to operate with improved efficiencies throughout the year.

NIGHT QUIET MODE

Our outdoor units are amongst the quietest on the market. If the noise levels need to be further reduced, engaging the Night Quiet Mode feature will reduce the noise levels by 4dBA*.

EXPANDED 3 PHASE RANGE

Designed for homes with a 3 phase power supply in place, our new R32 Inverter series ensures a simple and convenient installation without the need to worry about unbalanced electrical loads at your electrical distribution board.

AUTOMATIC AIRFLOW ADJUSTMENT

Commissioning has never been easier. Automatic Airflow Adjustment feature allows the fan speed to adjust automatically to suit your duct design during commissioning, simplifying the process and saving time.

*Outdoor sound levels are determined in an anechoic chamber and may differ once the unit is installed due to ambient conditions
 ^Only applicable to 50-160 Class, strict guidelines apply for R22 Retrofit Capability, please speak to your installer for further information
 Note: R32 ducted indoor units must be installed in the ceiling space, it is not to be installed underfloor.

6.0kW -TO- 18.0kW
RATED HEATING CAPACITIES

14 R32 MODELS

SINGLE+THREE PHASE OPTIONS

20.0kW -TO- 26.8kW
RATED HEATING CAPACITIES

3 R410A MODELS

THREE PHASE OPTIONS

SPACE SAVING OUTDOOR UNIT

The Inverter series outdoor units are more compact than ever before. Models up to 200 Class are now encased in a space saving side discharge outdoor unit, allowing you to place the unit on the side access of your home and not compromise the external appearance of your home.

AUSTRALIAN MADE

Indoor units are specifically designed and manufactured to Australian and New Zealand standards.

COMPACT INDOOR UNIT

Today's modern home designs are maximising living spaces with higher ceilings causing roof spaces to shrink. Our Inverter series feature compact indoor units with a low profile height of ≤360mm allowing them to fit comfortably into the tight roof space of a modern home.



The Airbase Smartphone Interface is an optional accessory that allows you to control your Daikin Ducted anywhere, anytime System from anywhere, anytime

SLIM-LINE DUCTED

FBA Series



Designed specifically to suit installations where ceiling space is at a premium, our Slim-Line Ducted series has unparalleled flexibility and freedom of design.

Ideal for narrow ceiling spaces, this ducted system meets the challenges of modern commercial and medium density apartment development.

BEST FOR:

- Heating or cooling multiple rooms
- Narrow ceiling spaces
- Bedroom and lounge air conditioning

CONTROLLERS:
NAV EASE
ZONE CONTROLLER
STYLISH CONTROLLER
DAIKIN AIRBASE
AIRZONE



All Controllers Are Optional & Separately Sold

SLIM-LINE INDOOR

Industry leading low profile design of 245mm height ensures clearance in most narrow roof spaces.

AUTOMATIC AIRFLOW ADJUSTMENT

Allows the fan speed to adjust automatically to suit your duct design for optimum airflow distribution.

DESIGN FLEXIBILITY

DC fan with a static pressure of 150Pa and up to 75m (100 Class) of available pipe run to suit your design layout.

FLEXIBLE RETURN AIR

Option of a rear or bottom suction return allows for greater installation flexibility.

R22 RETROFIT CAPABILITY

Provides a cost effective and convenient upgrade from an existing R22 ducted system whilst retaining the field piping.

BUILT-IN CONDENSATE PUMP

DC Condensate pump is equipped as standard with a 850mm lift.

6.0kW
-TO-
16.5kW

RATED HEATING CAPACITIES

15 SINGLE + THREE

R32 MODELS PHASE OPTIONS

Note: R32 ducted indoor units must be installed in the ceiling space, it is not to be installed under floor.

BULKHEAD SYSTEM

FDYBA Series



The new R32 Bulkhead range is the ideal choice for air conditioning areas where a discreet installation is preferred.

The indoor unit fits flush into the ceiling with only the suction air and discharge grilles visible inside your home and leaving maximum floor and wall space for furniture, decoration and fittings. The Bulkhead range is truly discreet with whisper quiet operations to ensure limited impact to internal room aesthetics and acoustics.

BEST FOR:

- Heating or cooling one area of your home
- Drop ceilings & shallow ceilings
- Bedroom and lounge applications

CONTROLLER:
NAV EASE
STYLISH CONTROLLER
DAIKIN AIRBASE



3-D Auto Swing Grille option installed



All Controllers Are Optional & Separately Sold

ULTRA COMPACT

With a height of 200 mm and a depth of 450 mm, new LSP duct is suitable for a variety of applications with limited installation space.

COMFORT

Switchable fan speed: 5 steps and Auto. (Auto fan speed applicable when wired remote controller is used)

HIGH EFFICIENCY

DC fan motor and built-in DC drain pump with high lift (750mm) also result improve energy efficiency.

FLEXIBLE RETURN AIR

Option of a rear or bottom suction return allows for greater installation flexibility.

3-D AUTO SWING GRILLE (OPTION)¹

Vertical & horizontal motorised louvres installed provide 3-D airflow distribution, circulating air to all corners of the room. Vertical & horizontal motorised louvres installed provide 3-D airflow distribution, circulating air to all corners of the room.

AUTO CLEAN AIR FILTER MODULE (OPTION)²

This module keeps the internal filter clean by collecting dust and storing it in a convenient vacuum port for easy removal.

3.5kW
-TO-
8.0kW

RATED HEATING CAPACITIES

5 SINGLE

R32 MODELS PHASE OPTIONS

¹BDG20A09A1 for 25 Class, BDG20A15A1 for 35-50 Class & BDG20A20A1 for 60-71 Class. Only compatible with BRC1E63 controller.

²BAE20A62 for 25 Class, BAE20A82 for 35-50 Class & BAE20A102 for 60-71 Class (all models extend depth by 188mm). Only compatible with BRC1E63 controller.

Note: R32 ducted indoor units must be installed in the ceiling space, it is not to be installed under floor.

AirHub Touch Zone Controller with its contemporary design, intuitive controls and innovative features gives you the flexibility to control the temperature of individual rooms and deliver ultimate comfort to where it is needed in your home.



DAIKIN AIRHUB



Ultimate air control for your home

Guarantees comfort in the most intuitive way imaginable.

- TOUCH OPERATION**
7" colour resistive touch screen interface housed in a contemporary casing design with a matte white finish.
- ON/OFF TIMER**
Program on and off times within the day to suit your needs.
- TWO VERSIONS**
Both On/Off or Linear Control options available in either a 4 or 8 zone design.
- WEEKLY SCHEDULE TIMER**
Weekly Schedule Timer with individual zone timer, for programming the system and individual zones on or off at set times of the week.
- OPTIONAL WIRELESS SENSORS**
Optional wireless remote temperature sensors, ideal for homes with internal brick walls.
- ECO SETTINGS**
Eco settings such as Setpoint Range Limit, Setpoint Auto Reset and Auto Off Timer enables you to easily reduce your ducted system's energy consumption.

AIRHUB ITEMS	
BRCMTZCB(9)	Main Zone Controller
BRCSTZCB(9)	Sub Zone Controller
BRC24TZ4B(9)	4 Zone, On/Off Zone Controller Box (24V)
BRC24TZ8B(9)	8 Zone, On/Off Zone Controller Box (24V)
BRC24TLZ4B(9)	4 Zone, Linear Zone Controller Box (24V)
BRC24TLZ8B(9)	8 Zone, Linear Zone Controller Box (24V)
BRCS01A-1	Wired Temperature Sensor
BRYW1B1-1	Wireless Temperature Sensor
BRYW1B1-2	Wireless Sensor Receiver

CONTROLLER SPECIFICATION	
HxWxD (mm)	134x232x64 (11mm Flush)
Screen (Diagonal)	7.00"

SENSOR SPECIFICATION	
Wired - HxWxD	50x60x20
Wireless - DIAxD	Ø67x15

Need a second controller? Daikin Airbase is a great option!



AIRHUB COMES IN TWO VERSIONS

1. ON/OFF ZONE CONTROL*

Allows users to air-condition occupied zones and switch off unoccupied zones. Features Airside Control.



Example: Temperature set point @ 22°C in all ON zones

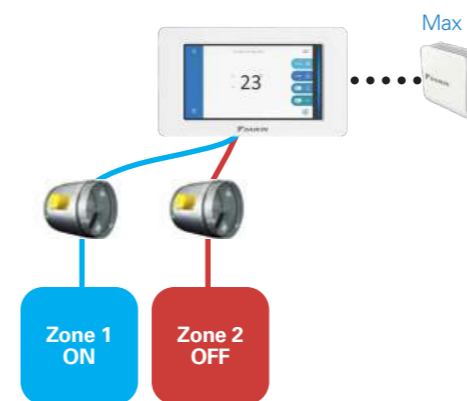
2. LINEAR ZONE CONTROL**

Enables users to switch zones on and off as well as set the zone temperature to within ±2°C. Features Opti-Zone Control.

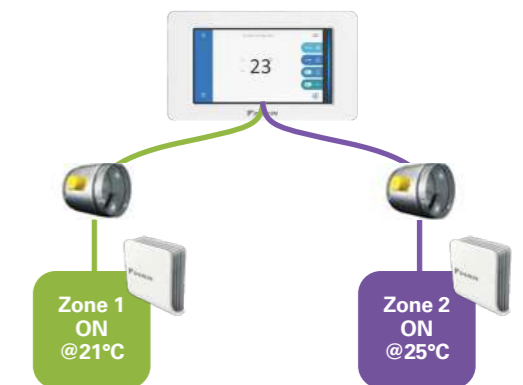


For Linear Control, a remote temperature sensor is required for each zone. Wired or wireless options are available.

Example: Main temperature set point @ 22°C with a ±2° range



* Only compatible with all Premium Inverter and Inverter Ducted models, however Airside Control feature is not available on R410A (FDYQN) Inverter Ducted series
** Only compatible with R32 (FDYA) Premium Inverter Ducted 71-160 Class and R32 (FDYAN) Inverter Ducted 50-160 Class



WHAT IS AIRSIDE CONTROL?

As zones are turned off, the indoor unit fan reduces speed between 60-100% of the nominal airflow rate to meet the airflow requirement of the remaining open zones for quieter operation and greater energy savings.

WHAT IS OPTIZONE CONTROL?

OptiZone Control will automatically regulate the individual zone dampers to deliver precise airflow to meet the temperature settings and heat load of each zone. As the zone dampers adjust, the indoor unit fan speed will intelligently regulate between 30-100% of the nominal airflow rate to deliver the required airflow to maintain the comfort levels of each zone.

On days when the heat load is mild or low, significant energy savings can be achieved through OptiZone Control, truly optimising the system for ultimate comfort.

Note: Note that 24V Motorised dampers are available in Daikin to be sold separately. Please ask Daikin for this.

CONTROL YOUR DAIKIN

At Daikin, we have a range of controllers available to control your ducted air conditioning system to suit your lifestyle needs.



White

RAL 9003 (Glossy)
BRC1H63W



Black

RAL 9005 (Matt)
BRC1H63K



STYLISH CONTROLLER

The Beauty of Simplicity

Guarantees comfort in the most intuitive way imaginable.



2 COLOURS

Available in two attractive colours, the new remote controller adds style and sophistication to any indoor space. Measuring just 85 x 85 mm, the remote controller is extremely compact and will become a fluid part of any background.



SLEEK STYLISH DESIGN

Much like the perfection of its circular shape, the remote controller gives you perfect control over your individual climate.



USER FRIENDLY INTERFACE

The new remote controller combines functionality and simplicity. The minimalistic touch button control enlarges the display and makes the remote controller both easy and enjoyable to use.



DAIKIN APP FOR INSTALLER WITH USER FRIENDLY INTERFACE

Simplifies the advanced settings such as field settings and set point range.

- Visual interface simplifies advanced settings such as energy saving activation, setting restrictions, etc
- Easy and quick commissioning, saves time and cost for installers.
- Featuring Bluetooth low energy technology.



ZIGBEE

Now compatible with Zigbee sensors for your convenience and comfort.

- Discover our range of sensors, including CO2 sensors, temperature/humidity sensors, motion sensors, and door/window sensors.
- Sensors seamlessly interlock with the Stylish Controller via wireless Zigbee 3.0 communication (max 10m line of sight), delivering enhanced functionality.



“Does it do what a Daikin does?”



NAV EASE CONTROLLER

FEATURES

- Backlit Display - Clear large, easy to read text with an intuitive interface.
- Weekly Schedule Time - Program on and off times to suit your lifestyle.
- Home Leave Function - Can turn your air conditioner on automatically when room temperatures drop below 10°C.
- Quick Cool / Heat Mode - Temporarily increases air conditioning power to rapidly reach your desired operating temperature, before automatically returning to normal operation.
- Off Timer Feature - Automatically turns your air conditioner off after operating for a predefined time (30 - 180 mins).
- Temperature Limit, to predefine a temperature range for cooling or heating cycles, helping you reduce your energy consumption.



(Included with Premium Inverter Ducted and Inverter Ducted models)

NAV EASE MODEL NO: **BRC1E63**

SPECIFICATION

HxWxD (mm)	120x120x19
Screen (Diagonal)	3.33"



Notes:

- FDYA(N), FDYQ(N), FDMA, FBA and FDYBA models only. FDYBA models require a wireless remote controller upon request. (BRC4C65 - Sold separately).
- Zone Controller cannot be used in conjunction with any other controller besides the Daikin Sub Zone Controller option.
- For a full list of features of the controllers listed here, please speak to your dealer.

ZONE CONTROLLER

(ON / OFF CONTROL ONLY)

FEATURES

- Backlit Display - Clear large, easy to read text with an intuitive interface.
- Multiple Zone Control - Control up to 8 zones, each zone can be tuned on or off depending on your requirements.
- Countdown On/Off Timer - Quick and easy means to set up the operations of your unit.
- 7 Day Time Clock - Program on and off times, including when to open/close zones and the temperature sensor to use.
- Automatic Mode Changeover - Allows the unit to automatically switch between heating and cooling for year round comfort.
- Filter Cleaning Reminder - Automatic notification when filter cleaning may be required.



CONTROL
4 TO 8
DIFFERENT ZONES
PER CONTROLLER

(Optional with Premium Inverter Ducted and Inverter Ducted models)

BRC230Z4B9	Up to four zones (230-240v)
BRC230Z8B9	Up to eight zones (230-240v)
BRC24Z4B9	Up to four zones (24v)
BRC24Z8B9	Up to eight zones (24v)
BRC5ZC19	Slave zone controller

SPECIFICATION

HxWxD (mm)	120x170x24
Screen (Diagonal)	3.17"



Notes:

- FDYQ(N), FDYA(N), FDMA and FBA models only.
- Airbase is not compatible with Slave Zone Controller.
- Airside Control function regulates the fan RPM between 60% to 100% of the indoor unit's rated airflow and it is only available for FDYQ & FDYA(N) series.

WIRELESS REMOTE CONTROLLER

FEATURES

- On/Off Timer - Program on and off times within the day to suit your needs.
- Set Mode - Automatic, Dry, Cooling, Heating, Fan Only Operation
- Fan Speed Control - Automatic, Dry, Cooling, Heating, Fan Only
- Airflow Direction Adjustment - Auto swing (On/Off)
- Filter Sign Reset - Reset Filter Clean Countdown




BRC4C65



Signal receiver unit
(Installed type)

Wireless remote controller is supplied in a set with a signal receiver

AIRZONE VAF ZONING SYSTEM



BLUEFACE

Main Controller



THINK

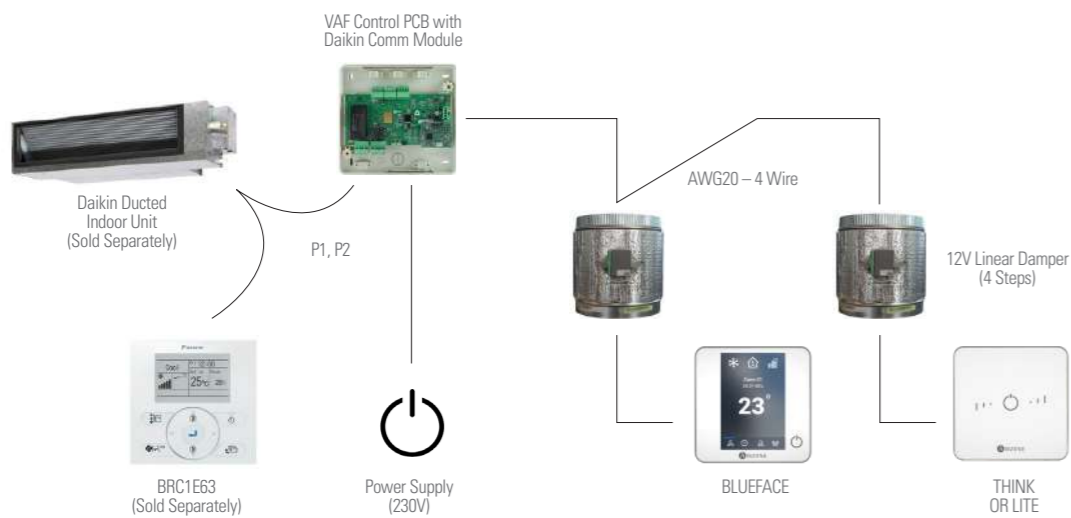


LITE

Zone Controllers

The Airzone VAF Zoning System is a variable airflow zoning system compatible with Daikin's range of residential and commercial range of ducted indoor units. It offers superior comfort by providing individual temperature control in each zone and improved energy savings via its intelligent fan speed control.

Each solution consists of Airzone touch controllers, 4-step linear dampers (12V) and a VAF control PCB with Daikin P1, P2 communication module*.



FEATURES

Touch Controllers - Featuring premium aesthetic design with intuitive touch screen interfaces for ease of use. Available in 3 models: Blueface, Think and Lite.

Q-Adapt Algorithm - The controller automatically selects the appropriate fan speed (L/M/H) depending on number of zones opened and the demand, resulting in reduced running costs.

Individual Temperature Control - The 4-step linear dampers precisely regulate airflow into each zone ensuring optimal temperatures for all occupants in the household at anytime.

Scalable Design - Up to 10 zones can be controlled via a single VAF system and coupled with a simple control architecture, this makes scalability and installation convenient.

AIRBASE MOBILE APP



Daikin Airbase brings all your Ducted System's features* together with a simple to use app.

FEATURES

- ON/OFF** Countdown On/Off Timer - Quick and easy means to set up the operations of your unit.
- Operation Mode Theming** - Each operation is colour-coded for easy association.
- Filter Cleaning Reminder** - Automatic notification when filter cleaning may be required.
- ZONE ON/OFF** Zone On/Off-Turn the zones on or off in your home (requires Zone Controller).
- Multiple Zone Control** - Control up to 8 zones, each zone can be turned on or off depending on your requirements. (Requires Zone Controller).
- ZONE** Custom Zone Names - Customise the name of the zones through your home. (Zone Controller Required).

*Some features only compatible with Daikin Zone Controller Each ducted system requires a BRP15B61 adaptor & must be connected on the same Wi-Fi network

AIRBASE FEATURES

• Note that not all functions may be available for your system.

MODEL TYPE	DUCTED WITH NAV EASE	DUCTED WITH ZONE CONTROLLER*	DUCTED WITH ON/OFF ZONE CONTROL**	DUCTED WITH LINEAR ZONE CONTROL***
COMPATIBLE MODELS	FDYA(N), FBA-B(A), FDMA-AV, FDYBA, FDYQ(N)	FDYA(N), FBA-B(A), FDMA-AV, FDYQ(N)	FDYA(N), FDYQ(N)	FDYA(N)
FUNCTIONS				
Start/Stop Operation	✓	✓	✓	✓
Temperature Setting	✓	✓	✓	✓
Fan Speed Settings	✓	✓	✓	
Mode Selection (Auto/Cool/Heat/Fan/Dry)	✓	✓	✓	✓
Zone On/Off			✓	✓
Zone Temperature (±2°C)				✓
Airflow Direction			✓	✓
24 Hour On/Off Timer	✓	✓	✓	✓
Enter Zone Names		✓	✓	✓
Error Notification	✓	✓	✓	✓
Room Temperature Display		✓	✓	✓
Filter Clean Reminder	✓		✓	✓
Push Notification (On/Off Alerts)	✓	✓	✓	✓
Automatic Adaptor Firmware Update	✓	✓	✓	✓
Setup Wizard in App	✓	✓	✓	✓

* Refers to BRC24(230)Z4(8)A


** Refers to AirHub On/Off Zone Controller

*** Refers to AirHub Linear Zone Controller

CONTROL YOUR SYSTEM WITH VOICE

With Daikin Airbase your ducted system can now be part of the Google and Amazon home automation ecosystem alongside 3rd party supplied lights, garage doors, security systems etc.

By linking your Airbase account with Google Home or Amazon Alexa, the Daikin ducted system can be operated directly from their companion app or smart speaker.



Google/Amazon Smart Speaker and Home Automation Ecosystem Purchased Separately


Amazon Alexa Available Now!

Google Assistant Available Now!

*A BRC1E63 (Nav Ease) will also be required for backup and servicing

PRODUCT SPECIFICATION

Premium Inverter - Single Phase



FDMA71AV1A

FDMA85AV1A
FDMA100AV1A
FDMA125AV1A
FDMA140AV1A

RZAV71CV1
RZAV85CV1

RZAV100FV1
RZAV125FV1
RZAV140FV1


INDOOR UNIT		FDMA71AV1A	FDMA85AV1A	FDMA100AV1A	FDMA125AV1A	FDMA140AV1A	
OUTDOOR UNIT		RZAV71CV1	RZAV85CV1	RZAV100FV1	RZAV125FV1	RZAV140FV1	
Power Supply		1 Phase, 200-240V, 50Hz					
Rated Capacity (Capacity Range)	Cool (kW) (Min. - Max.)	7.1 (3.2-8.0)	8.5 (4.0-10.0)	10.0 (3.5-11.5)	12.5 (3.5-14.0)	14.0 (3.5-16.0)	
	Heat (kW) (Min. - Max.)	8.0 (3.5-9.0)	10.0 (4.1-11.2)	12.0 (3.5-14.0)	15.0 (3.5-16.5)	16.5 (3.5-18.0)	
Power consumption		Cool (kW) / Heat (kW)					
E.E.R	Cool (kW / kW)	3.15	3.71	3.58	3.32	3.14	
C.O.P	Heat (kW / kW)	3.48	3.97	3.86	3.70	3.45	
AEER	Cool (kW)	3.09	3.64	3.52	3.28	3.11	
ACOP	Heat (kW)	3.19	3.95	3.80	3.66	3.42	
TCSPF (Cooling) Commercial / Residential	Hot	4.83 / 4.44	5.23 / 4.84	6.60 / 5.65	5.79 / 5.16	5.64 / 5.05	
	Average	4.87 / 3.92	5.21 / 4.31	7.08 / 4.99	6.40 / 4.72	6.35 / 4.66	
	Cold	5.19 / 4.01	5.51 / 4.36	8.22 / 5.15	7.23 / 4.91	7.22 / 4.90	
HSPF (Heating) Commercial / Residential	Hot	4.53 / 4.51	4.64 / 4.64	5.46 / 5.42	5.22 / 5.15	5.20 / 5.07	
	Average	4.17 / 3.90	4.38 / 4.21	4.97 / 4.55	4.76 / 4.34	4.69 / 4.18	
	Cold	3.75 / 3.44	3.95 / 3.70	4.40 / 3.95	4.22 / 3.79	4.13 / 3.65	
Indoor Unit	Airflow rate (H / M / L)	ℓ/s m ³ /min	300 / 275 / 250 18 / 16.5 / 15.0	533 / 458 / 383 32.0 / 27.5 / 23.0	650 / 558 / 467 39.0 / 33.5 / 28.0		
	External Static Pressure	Pa	Rated 50 (50-200)				
	Sound pressure level (H / M / L)	dB(A)	37.0 / 34.5 / 32.0	38 / 35.5 / 33.0	40.0 / 38.0 / 36.0		
	Sound power level (H)	dB(A)	54	55	57		
	Dimensions (HxWxD)	mm	300x1,000x700	300x1,400x700			
	Weight	kg	36	46			
	Certified Operation Range	Cool (°CWB) / Heat (°CDB)	14 to 25 / 15 to 27				
Outdoor Unit	Compressor	Type	Hermetically sealed swing type				
		Motor output (kW)	2.4	3.3			
	Refrigerant charge (R-32)	kg	2.6 (Charged for 30m)	2.9 (Charged for 30m)	3.2 (Charged for 40m)	3.7 (Charged for 40m)	
	Sound pressure level	Cool (dB(A) / Heat (dB(A)	48 / 50	52 / 53	49 / 50	50 / 51	52 / 53
		Night quiet mode (dB(A)	44	48	45	46	48
	Sound power level	dB(A)	67	71	68	-	
	Dimensions (HxWxD)	mm	990x940x320		870x1,100x460		
Weight	kg	69	78	93	95		
Certified Operation Range	Cool (°CDB) / Heat (°CWB)	-5 to 50 / -15 to 15.5					
Piping connections	Liquid (Flare) / Gas (Flare)	Ø 9.5 / Ø 15.9					
	Indoor unit drain (mm)	VP25 (I.D Ø25 x O.D Ø32)					
	Outdoor unit drain (mm)	Ø 26.0 (Hole)					
Max. interunit piping length	m	75 (Equivalent length 90)		85 (Equivalent length 100)			
Max. installation level difference	m	30					

Notes:

- The Rated Capacity, Power Input and Running Current are measured in accordance with AS/NZS 3823.1.2
Cooling: Indoor temp: 27°CDB/19°CWB, Outdoor temp: 35°CDB/24°CWB
Heating: Indoor temp: 20°CDB/15°CWB, Outdoor temp: 7°CDB/6°CWB
- Indoor and outdoor sound levels are determined in an anechoic chamber and may differ once the unit is installed due to ambient conditions
- TCSPF: Total Cooling Seasonal Performance Factor & HSPF: Heating Seasonal Performance Factor as defined under Energy Efficiency (Energy Using Products) Amendment Regulations 2020.
- R32 ducted indoor units must be installed in the ceiling space, it is not to be installed under floor

PRODUCT SPECIFICATION

Premium Inverter - Three Phase



FDMA100AV1A
FDMA125AV1A
FDMA140AV1A

RZAV100FY1
RZAV125FY1
RZAV140FY1

INDOOR UNIT		FDMA100AV1A	FDMA125AV1A	FDMA140AV1A	
OUTDOOR UNIT		RZAV100FY1	RZAV125FY1	RZAV140FY1	
Power Supply		Indoor / Outdoor Unit	1 Phase, 200-240V, 50Hz / 3 Phase, 380-415V, 50Hz		
Rated Capacity (Capacity Range)	Cool (kW) (Min. - Max.)	10.0 (3.5-11.5)	12.5 (3.5-14.0)	14.0 (3.5-16.0)	
	Heat (kW) (Min. - Max.)	12.0 (3.5-14.0)	15.0 (3.5-16.5)	16.5 (3.5-18.0)	
Power consumption		Cool (kW) / Heat (kW)			
E.E.R	Cool (kW / kW)	3.58	3.32	3.14	
C.O.P	Heat (kW / kW)	3.86	3.70	3.45	
AEER	Cool (kW)	3.52	3.28	3.11	
ACOP	Heat (kW)	3.80	3.66	3.42	
TCSPF (Cooling) Commercial / Residential	Hot	6.60 / 5.65	5.79 / 5.16	5.64 / 5.05	
	Average	7.08 / 4.99	6.40 / 4.72	6.35 / 4.66	
	Cold	8.22 / 5.15	7.23 / 4.91	7.22 / 4.90	
HSPF (Heating) Commercial / Residential	Hot	5.46 / 5.42	5.22 / 5.15	5.20 / 5.07	
	Average	4.97 / 4.55	4.76 / 4.34	4.69 / 4.18	
	Cold	4.40 / 3.95	4.22 / 3.79	4.13 / 3.65	
Indoor Unit	Airflow rate (H / M / L)	ℓ/s m ³ /min	533 / 458 / 383 32.0 / 27.5 / 23.0	650 / 558 / 467 39.0 / 33.5 / 28.0	
	External Static Pressure	Pa	Rated 50 (50-200)		
	Sound pressure level (H / M / L)	dB(A)	38.0 / 35.5 / 33.0	40.0 / 38.0 / 36.0	
	Sound power level (H)	dB(A)	55	57	
	Dimensions (HxWxD)	mm	300x1,400x700		
	Weight	kg	46		
	Certified Operation Range	Cool (°CWB) / Heat (°CDB)	14 to 25 / 15 to 27		
Outdoor Unit	Compressor	Type	Hermetically sealed swing type		
		Motor output (kW)	3.3		
	Refrigerant charge (R-32)	kg	3.20 (Charged for 40m)	3.70 (Charged for 40m)	
	Sound pressure level	Cool (dB(A) / Heat (dB(A)	49 / 50	50 / 51	52 / 53
		Night quiet mode (dB(A)	45	46	48
	Sound power level	dB(A)	68	-	
	Dimensions (HxWxD)	mm	870x1,100x460		
Machine weight	kg	93	95		
Certified Operation Range	Cool (°CDB) / Heat (°CWB)	-5 to 50 / -15 to 15.5			
Piping connections	Liquid (Flare) / Gas (Flare)	Ø 9.5 / Ø 15.9			
	Indoor unit drain (mm)	VP25 (I.D Ø25 x O.D Ø32)			
	Outdoor unit drain (mm)	Ø 26.0 (Hole)			
Max. interunit piping length	m	85 (Equivalent length 90)			
Max. installation level difference	m	30			

Notes:

- The Rated Capacity, Power Input and Running Current are measured in accordance with AS/NZS 3823.1.2
Cooling: Indoor temp: 27°CDB/19°CWB, Outdoor temp: 35°CDB/24°CWB
Heating: Indoor temp: 20°CDB/15°CWB, Outdoor temp: 7°CDB/6°CWB
- Indoor and outdoor sound levels are determined in an anechoic chamber and may differ once the unit is installed due to ambient conditions
- TCSPF: Total Cooling Seasonal Performance Factor & HSPF: Heating Seasonal Performance Factor as defined under Energy Efficiency (Energy Using Products) Amendment Regulations 2020.
- R32 ducted indoor units must be installed in the ceiling space, it is not to be installed under floor

PRODUCT SPECIFICATION

Premium Inverter - Single Phase



FDYA71AV1(9)
FDYA85AV1(9)
FDYA100AV1(9)

FDYA125AV1(9)

FDYA140AV1(9)
FDYA160AV1(9)

RZAS71CV1
RZAS85CV1

RZAS100CV1
RZAS125CV1
RZAS140CV1
RZAS160CV1

INDOOR UNIT		FDYA71AV1(9)	FDYA85AV1(9)	FDYA100AV1(9)	FDYA125AV1(9)	FDYA140AV1(9)	FDYA160AV1(9)
OUTDOOR UNIT		RZAS71CV1	RZAS85CV1	RZAS100CV1	RZAS125CV1	RZAS140CV1	RZAS160CV1
Rated Capacity	Cool (kW)	7.1	8.5	10.0	12.5	14.0	16.0
	Heat (kW)	7.5	10.0	12.5	15.0	16.5	18.0
Capacity Range	Cool (kW)	3.2-8.0	4.0-10.0	5.0-11.2	5.0-14.0	5.0-16.0	7.3-17.0
	Heat (kW)	3.5-9.0	4.1-11.2	5.1-14.0	5.1-16.0	5.1-18.0	7.3-20.0
Power Input (Rated)	Cool (kW)	1.90	2.35	2.61	3.45	3.93	4.85
	Heat (kW)	1.75	2.46	3.13	3.80	4.28	4.65
E.E.R./C.O.P	Cool/Heat	3.74/4.29	3.62/4.07	3.83/3.99	3.62/3.95	3.56/3.86	3.30/3.87
TCSPF (Residential)	Hot/Average/Cold	5.21/4.52/4.58	4.90/4.32/4.39	4.69/4.23/4.27	4.96/4.48/4.61	5.00/4.55/4.69	4.77/4.38/4.56
HSPF (Residential)	Hot/Average/Cold	3.87/3.80/3.51	4.20/3.95/3.54	4.43/4.07/3.62	4.43/3.92/3.36	4.11/3.67/3.16	3.96/3.65/3.21
Airflow Rate (Nominal/Max)	l/s	425/566	580/600	680/800	755/840	900/1000	950/1120
Indoor Sound Level (H) @ 1.5m	dBA (C/H)	37.3/40.5	42.0/42.5	42.3/45.0	44.8/46.2	45.9/47.4	47.2/49.6
Piping Length	(m)	75					
Indoor Fan Speeds		H/M/L					
Dimensions (HxWxD)	Indoor (mm)	300x1210x900			360x1520x935	400x1505x980	
	Outdoor (mm)	990x940x320		1430x940x320			
Weight	Indoor (kg)	40	41	46	56	60	60
	Outdoor (kg)	69	78	93	93	93	99
Power Supply	V/Hz	1 Phase, 220-240V, 50Hz					
Compressor Type		Hermetically Sealed Swing Type					
Refrigerant		R32					
Pipe Sizes	Liquid (mm)	9.5 (Flared)					
	Gas (mm)	15.9 (Flared)					
	Drain (mm)	ID 25 / OD 32					
Supply Air Opening	mm (HxW, Flange)	185x852		245x1152	295x1152		
Return Air Opening	mm (Oval)	1x400 (Oval)		2x350 (Oval)	2x400 (Oval)		
Outdoor Operating Range	Cool (°CDB)	-5 to 50					
	Heat (°CWB)	-15 to 16					
EPA Sound Power Level	dBA	67	71	70	71	73	75
Outdoor Sound Level (H) @ 1m	Pressure dBA (C/H)	48/50	52/53	51/53	52/54	54/56	56/58

Notes:

- The Rated Capacity, Power Input and Running Current are measured in accordance with AS/NZS 3823.1.2
Cooling: Indoor temp: 27°CDB/19°CWB, Outdoor temp: 35°CDB/24°CWB
Heating: Indoor temp: 20°CDB/15°CWB, Outdoor temp: 7°CDB/6°CWB
- Indoor and outdoor sound levels are determined in an anechoic chamber and may differ once the unit is installed due to ambient conditions
- TCSPF: Total Cooling Seasonal Performance Factor & HSPF: Heating Seasonal Performance Factor as defined under Energy Efficiency (Energy Using Products) Amendment Regulations 2020.
- R32 ducted indoor units must be installed in the ceiling space, it is not to be installed under floor

PRODUCT SPECIFICATION

Premium Inverter - Three Phase



FDYA180AV1

FDYA200AV1

RZAS180DY1
RZAS200DY1

FDYQ180LCV1
FDYQ200LCV1
FDYQ250LCV1

RZYQ7TAY1
RZYQ8TAY1
RZYQ10TAY1

INDOOR UNIT		FDYA180AV1	FDYA200AV1	HEATING FOCUS		
OUTDOOR UNIT		RZAS180DY1	RZAS200DY1	FDYQ180LCV1	FDYQ200LCV1	FDYQ250LCV1
		RZYQ7TAY1	RZYQ8TAY1	RZYQ10TAY1		
Rated Capacity	Cool (kW)	18.0	20.0	18.0	20.0	24.0
	Heat (kW)	20.0	22.4	20.0	22.4	26.8
Capacity Range	Cool (kW)	9.0-20.0	10.0-22.4	9.0-20.0	10.0-22.4	11.7-24.0
	Heat (kW)	10.0-22.4	11.2-25.0	10.0-22.4	11.2-25.0	13.4-26.8
Power Input (Rated)	Cool (kW)	5.09	5.94	5.61	6.08	7.47
	Heat (kW)	4.85	5.80	5.81	6.17	8.14
E.E.R./C.O.P	Cool/Heat	3.54/4.12	3.37/3.86	3.21/3.44	3.29/3.63	3.21/3.29
TCSPF (Residential)	Hot/Average/Cold	5.20/4.41/4.42	5.11/4.40/4.43	3.79/3.23/3.19	3.86/3.32/3.29	3.97/3.48/3.48
HSPF (Residential)	Hot/Average/Cold	5.22/4.47/3.82	5.23/4.32/3.64	3.21/3.15/3.0	3.42/3.35/3.20	3.60/3.37/3.15
Airflow Rate (Nominal/Max)	l/s	1160/1200	1200/1300	1160/1200	1200/1300	1400/1600
Indoor Sound Level (H) @ 1.5m	dBA (C/H)	42.1/42.1	39.7/39.7	45.0/45.0	44.0/44.0	46.0/46.0
Piping Length	(m)	50			165	
Indoor Fan Speeds		H/M/L				
Dimensions (HxWxD)	Indoor (mm)	470x1200x997	470x1400x997	470x1200x997	470x1400x997	
	Outdoor (mm)	1430x940x320		1657x930x765		
Weight	Indoor (kg)	70	77	70	79	85
	Outdoor (kg)	118		185	185	200
Power Supply	V/Hz	3 Phase, 380-415V, 50Hz				
Compressor Type		Hermetically Sealed Scroll Type				
Refrigerant		R32		R410A		
Pipe Sizes	Liquid (mm)	9.5 (Brazed)				
	Gas (mm)	19.1 (Brazed)				22.2 (Brazed)
	Drain (mm)	BSP 3/4 inch Internal Thread				
Supply Air Opening	mm (HxW, Flange)	350x918	350x1118	350x918	350x1118	
Return Air Opening	mm (Oval)	393x918 (Flange)	393x1118 (Flange)	393x918 (Flange)	393x1118 (Flange)	
Outdoor Operating Range	Cool (°CDB)	-5 to 52			-5 to 49	
	Heat (°CWB)	-20 to 15.5			-20 to 16	
EPA Sound Power Level	dBA	82	76	76	76	78
Outdoor Sound Level (H) @ 1m	Pressure dBA (C/H)	59/61	56/56	56/56	56/56	57/57

Notes:

- The Rated Capacity, Power Input and Running Current are measured in accordance with AS/NZS 3823.1.2
Cooling: Indoor temp: 27°CDB/19°CWB, Outdoor temp: 35°CDB/24°CWB
Heating: Indoor temp: 20°CDB/15°CWB, Outdoor temp: 7°CDB/6°CWB
- Indoor and outdoor sound levels are determined in an anechoic chamber and may differ once the unit is installed due to ambient conditions
- TCSPF: Total Cooling Seasonal Performance Factor & HSPF: Heating Seasonal Performance Factor as defined under Energy Efficiency (Energy Using Products) Amendment Regulations 2020.
- R32 ducted indoor units must be installed in the ceiling space, it is not to be installed under floor

PRODUCT SPECIFICATION

Inverter - Single Phase



FDYAN50AV1
FDYAN60AV1
FDYAN71AV1
FDYAN85AV1
FDYAN100AV1

FDYAN125AV1
FDYAN140AV1
FDYAN160AV1

RZA50CV1
RZA60CV1
RZA71CV1

RZA85CV1
RZA100CV1
RZA125CV1

RZA140CV1
RZA160CV1

INDOOR UNIT		FDYAN50AV1	FDYAN60AV1	FDYAN71AV1	FDYAN85AV1	FDYAN100AV1	FDYAN125AV1	FDYAN140AV1	FDYAN160AV1	
OUTDOOR UNIT		RZA50CV1	RZA60CV1	RZA71CV1	RZA85CV1	RZA100CV1	RZA125CV1	RZA140CV1	RZA160CV1	
Rated Capacity	Cool (kW)	5.0	6.0	7.1	8.5	10.0	12.5	14.0	15.5	
	Heat (kW)	6.0	7.0	7.5	10.0	12.5	15.0	16.5	18.0	
Capacity Range	Cool (kW)	1.4-6.0	1.4-7.1	1.8-8.0	3.2-10.0	3.2-11.2	4.0-14.0	5.0-16.0	7.3-16.3	
	Heat (kW)	1.4-7.1	1.4-8.0	2.0-9.0	3.5-11.2	3.5-14.0	4.1-16.0	5.1-18.0	7.3-18.2	
Power Input (Rated)	Cool (kW)	1.35	1.78	2.20	2.53	3.10	3.94	4.30	4.95	
	Heat (kW)	1.62	1.95	1.93	2.80	3.35	4.00	4.50	4.90	
E.E.R./C.O.P	Cool/Heat	3.70/3.70	3.37/3.59	3.23/3.89	3.36/3.57	3.23/3.73	3.17/3.75	3.26/3.67	3.13/3.67	
TCSPF (Residential)	Hot/Average/Cold	4.43/3.74/3.68	4.36/3.77/3.78	4.43/3.88/3.94	4.29/3.85/3.90	4.28/3.88/3.97	4.26/3.91/4.02	4.19/3.87/3.97	4.05/3.76/3.87	
HSPF (Residential)	Hot/Average/Cold	4.51/4.02/3.49	4.46/3.76/3.15	4.17/3.85/3.41	3.97/3.67/3.32	3.85/3.48/3.04	4.31/3.31/2.77	3.90/3.51/3.05	3.87/3.53/3.12	
Airflow Rate (Nominal/Max)	l/s	315/370	340/400	425/566	580/600	680/800	755/840	900/1000	950/1120	
Indoor Sound Level (H) @ 1.5m	dBA (C/H)	33.3/35.0	34.1/35.9	37.3/40.5	42.0/42.4	43.5/45.8	44.2/45.5	46.6/47.9	47.9/50.7	
Piping Length	(m)	50								
Indoor Fan Speeds		H/M/L								
Dimensions (HxWxD)	Indoor (mm)	300x1210x900					360x1520x935			
	Outdoor (mm)	595x845x300			990x940x320			1430x940x320		
Weight	Indoor (kg)	37	37	40	40	45	55	55	56	
	Outdoor (kg)	45	45	45	69	69	78	93	99	
Power Supply	V/Hz	1 Phase, 220-240V, 50Hz								
Compressor Type		Hermetically Sealed Swing Type								
Refrigerant		R32								
Pipe Sizes	Liquid (mm)	6.4 (Flared)			9.5 (Flared)					
	Gas (mm)	12.7 (Flared)			15.9 (Flared)					
	Drain (mm)	ID 25 / OD 32								
Supply Air Opening	mm (HxW, Flange)	185x852					245x1152			
Return Air Opening	mm (Oval)	1x400 (Oval)			2x350 (Oval)		2x400 (Oval)			
Outdoor Operating Range	Cool (°CDB)	-5 to 46								
	Heat (°CWB)	-15 to 16								
EPA Sound Power Level	dBA	68	68	68	70	71	72	73	75	
Outdoor Sound Level (H) @ 1m	Pressure dBA (C/H)	48/51	48/51	48/51	51/54	52/54	53/56	54/56	56/58	

Notes:

- The Rated Capacity, Power Input and Running Current are measured in accordance with AS/NZS 3823.1.2
Cooling: Indoor temp: 27°CDB/19°CWB, Outdoor temp: 35°CDB/24°CWB
Heating: Indoor temp: 20°CDB/15°CWB, Outdoor temp: 7°CDB/6°CWB
- Indoor and outdoor sound levels are determined in an anechoic chamber and may differ once the unit is installed due to ambient conditions
- TCSPF: Total Cooling Seasonal Performance Factor & HSPF: Heating Seasonal Performance Factor as defined under Energy Efficiency (Energy Using Products) Amendment Regulations 2020.
- R32 ducted indoor units must be installed in the ceiling space, it is not to be installed under floor

PRODUCT SPECIFICATION

Inverter - Three Phase



FDYAN71AV1
FDYAN85AV1
FDYAN100AV1

FDYAN125AV1
FDYAN140AV1
FDYAN160AV1

FDYQN180LCV1
FDYQN200LCV1

FDYQN250LBV1

RZA71CY1
RZA85CY1
RZA100CY1
RZA125CY1

RZA140CV1
RZA160CV1
RZQ180MY1
RZQ200MY1

RZQ250LY1

INDOOR UNIT		FDYAN71AV1	FDYAN85AV1	FDYAN100AV1	FDYAN125AV1	FDYAN140AV1	FDYAN160AV1	FDYQN180LCV1	FDYQN200LCV1	FDYQN250LBV1	
OUTDOOR UNIT		RZA71CY1	RZA85CY1	RZA100CY1	RZA125CY1	RZA140CV1	RZA160CV1	RZQ180MY1	RZQ200MY1	RZQ250LY1	
Rated Capacity	Cool (kW)	7.1	8.5	10.0	12.5	14.0	15.5	18.0	19.5	23.5	
	Heat (kW)	7.5	10.0	12.5	15.0	16.5	18.0	20.0	22.4	26.8	
Capacity Range	Cool (kW)	3.2-8.0	3.2-10.0	3.2-11.2	4.0-14.0	5.0-16.0	7.3-16.3	9.0-18.0	10.1-19.5	15.0-23.5	
	Heat (kW)	3.5-9.0	3.5-11.2	3.5-14.0	4.1-16.0	4.1-18.0	7.3-18.2	10.0-20.0	11.2-22.4	16.8-26.8	
Power Input (Rated)	Cool (kW)	2.20	2.53	3.10	3.94	4.30	4.95	5.82	6.11	7.85	
	Heat (kW)	1.93	2.80	3.35	4.00	4.50	4.90	6.11	6.85	8.47	
E.E.R./C.O.P	Cool/Heat	3.23/3.89	3.36/3.57	3.23/3.73	3.17/3.75	3.26/3.67	3.13/3.67	3.09/3.27	3.19/3.27	2.99/3.16	
TCSPF (Residential)	Hot/Average/Cold	4.44/3.92/4.00	4.29/3.85/3.90	4.28/3.88/3.97	4.26/3.91/4.02	4.19/3.87/3.97	4.05/3.76/3.87	3.61/3.15/3.13	3.57/3.14/3.11	3.73/3.41/3.46	
HSPF (Residential)	Hot/Average/Cold	4.17/3.90/3.55	3.97/3.67/3.32	3.85/3.48/3.04	4.31/3.31/2.77	3.90/3.51/3.05	3.87/3.53/3.12	3.23/2.95/2.61	3.25/2.97/2.63	3.41/3.08/2.72	
Airflow Rate (Nominal/Max)	l/s	425/566	580/600	680/800	755/840	900/1000	950/1120	1160/1200	1400/1600	1400/1600	
Indoor Sound Level (H) @ 1.5m	dBA (C/H)	37.3/40.5	42.0/42.4	43.5/45.8	44.2/45.5	46.6/47.9	47.9/50.7	45.0/45.0	46.0/46.0	49.5/49.5	
Piping Length	(m)	50									
Indoor Fan Speeds		H/M/L									
Dimensions (HxWxD)	Indoor (mm)	300x1210x900				360x1520x935			470x1200x997	470x1400x997	500x1430x970
	Outdoor (mm)	595x845x300				990x940x320			1430x940x320		1680x930x765
Weight	Indoor (kg)	40	40	45	55	55	56	70	85	92	
	Outdoor (kg)	69	69	69	78	93	99	138	138	193	
Power Supply	V/Hz	3 Phase, 380-415V, 50Hz									
Compressor Type		Hermetically Sealed Swing Type						Hermetically Sealed Scroll Type			
Refrigerant		R32						R410A			
Pipe Sizes	Liquid (mm)	9.5 (Flared)						9.5 (Braze)			
	Gas (mm)	15.9 (Flared)						19.1 (Braze)		22.2 (Braze)	
	Drain (mm)	ID 25 / OD 32								BSP 3/4 inch Internal Thread	
Supply Air Opening	mm (HxW, Flange)	185x852				245x1152			350x918	350x1118	376x938
Return Air Opening	mm (Oval)	1x400 (Oval)		2x350 (Oval)		2x400 (Oval)		393x918 (Flange)	393x1118 (Flange)	350x1118 (Flange)	
Outdoor Operating Range	Cool (°CDB)	-5 to 46									
	Heat (°CWB)	-15 to 16									
EPA Sound Power Level	dBA	67	70	71	72	73	75	72	74	79	
Outdoor Sound Level (H) @ 1m	Pressure dBA (C/H)	48/50	51/54	52/54	53/56	54/56	56/58	57/58	58/59	57/58	

Notes:

- The Rated Capacity, Power Input and Running Current are measured in accordance with AS/NZS 3823.1.2
Cooling: Indoor temp: 27°CDB/19°CWB, Outdoor temp: 35°CDB/24°CWB
Heating: Indoor temp: 20°CDB/15°CWB, Outdoor temp: 7°CDB/6°CWB
- Indoor and outdoor sound levels are determined in an anechoic chamber and may differ once the unit is installed due to ambient conditions
- TCSPF: Total Cooling Seasonal Performance Factor & HSPF: Heating Seasonal Performance Factor as defined under Energy Efficiency (Energy Using Products) Amendment Regulations 2020.
- R32 ducted indoor units must be installed in the ceiling space, it is not to be installed under floor

PRODUCT SPECIFICATION

FBA - Single Phase



FBA50BAVMA
FBA60BAVMA
FBA71BVMA



FBA85BVMA
FBA100BVMA
FBA125BVMA
FBA140BVMA



RZAV50CV1
RZAV60CV1
RZAC71CV1



RZAV71CV1
RZAV85CV1
RZAC85CV1



RZAV100FV1
RZAV125FV1
RZAV140FV1

SERIES		PREMIUM INVERTER							INVERTER			
INDOOR UNIT		FBA50BAVMA	FBA60BAVMA	FBA71BVMA	FBA85BVMA	FBA100BVMA	FBA125BVMA	FBA140BVMA	FBA71BVMA	FBA85BVMA		
OUTDOOR UNIT		RZAV50CV1	RZAV60CV1	RZAV71CV1	RZAV85CV1	RZAV100FV1	RZAV125FV1	RZAV140FV1	RZAC71CV1	RZAC85CV1		
Power Supply	Indoor/Outdoor	1 Phase, 220-240V, 50Hz										
Rated Capacity (Capacity Range)	Cool (kW)	5.0 (1.4-6.0)	6.0 (1.4-7.1)	7.1 (3.2-8.0)	8.5 (4.0-10.0)	10.0 (3.5-11.5)	12.5 (3.5-14.0)	14.0 (3.5-15.0)	7.1 (1.8-8.0)	8.5 (3.2-10.0)		
	Heat (kW)	6.0 (1.4-7.1)	7.1 (1.4-8.0)	8.0 (3.5-9.0)	10.0 (4.1-11.2)	12.0 (3.5-14.0)	15.0 (3.5-16.5)	16.5 (3.5-18.0)	8.0 (2.0-9.0)	10.0 (3.5-11.2)		
Power consumption	Cool (kW) / Heat (kW)	1.37 / 1.41	1.67 / 1.71	2.02 / 1.99	2.30 / 2.50	2.79 / 2.92	3.68 / 3.88	4.28 / 4.52	2.15 / 2.30	2.64 / 2.95		
E.E.R	Cool(kW)	3.65	3.60	3.51	3.70	3.58	3.40	3.27	3.30	3.22		
C.O.P	Heat (kW)	4.26	4.14	4.02	4.00	4.11	3.87	3.65	3.47	3.39		
AEER	Cool (kW)	3.52	3.48	3.43	3.62	3.52	3.36	3.23	3.22	3.16		
ACOP	Heat (kW)	4.10	4.03	3.93	3.92	4.04	3.82	3.61	3.40	3.34		
TCSPF (Cooling) Commercial / Residential	Hot	5.07 / 4.64	4.98 / 4.59	4.88 / 4.52	5.18 / 4.80	6.46 / 5.55	5.64 / 5.04	5.50 / 4.90	4.51 / 4.18	4.67 / 4.33		
	Average	4.95 / 3.90	4.90 / 3.94	4.85 / 3.99	5.16 / 4.27	6.91 / 4.91	6.22 / 4.63	6.09 / 4.53	4.47 / 3.69	4.70 / 3.88		
	Cold	5.18 / 3.86	5.15 / 3.94	5.12 / 4.02	5.46 / 4.33	8.00 / 5.06	7.00 / 4.78	6.88 / 4.69	4.71 / 3.71	4.99 / 3.96		
HSPF (Heating) Commercial / Residential	Hot	5.01 / 5.01	4.94 / 4.94	4.49 / 4.49	4.64 / 4.64	5.61 / 5.57	5.38 / 5.32	5.35 / 5.24	3.95 / 3.96	4.25 / 4.24		
	Average	4.74 / 4.57	4.66 / 4.47	4.27 / 4.14	4.41 / 4.27	5.14 / 4.75	4.90 / 4.49	4.84 / 4.35	3.79 / 3.68	4.00 / 3.83		
	Cold	4.34 / 4.11	4.22 / 3.96	3.91 / 3.71	4.06 / 3.86	4.61 / 4.18	4.32 / 3.88	4.25 / 3.77	3.55 / 3.42	3.70 / 3.49		
Indoor Unit	Fan airflow rate (H / M / L)	300 / 250 / 208		383 / 325 / 267		533 / 450 / 375		600 / 508 / 417		383 / 325 / 267		
	Fan external static pressure	Rated 50 (50-150)										
	Sound pressure level (H / M / L)	35.0 / 33.0 / 31.0		38.0 / 35.0 / 33.0		38.0 / 35.5 / 33.0		40.0 / 37.5 / 35.0		38.0 / 35.0 / 33.0		
	Sound power level (H)	63		66		68		66				
	Dimensions (HxWxD)	245x1,000x800			245x1,400x800				245x1,000x800		245x1,400x800	
	Machine weight	37			47				37		47	
	Certified Operation Range	Cool (°CWB) / Heat (°CDB) 14 to 25 / 15 to 27										
Outdoor Unit	Compressor	Hermetically sealed swing type										
	Motor output (kW)	1.30		2.40		3.30		1.30		2.40		
	Refrigerant charge (R-32)	1.35		2.60		2.90		3.20		3.70		
	Sound pressure level	48/51		48/50		52/53		49/50		50/51		
	Sound power level	68		67		71		68		70		
	Dimensions (HxWxD)	595x845x300			990x940x320				870x1,100x460		595x845x300	
	Certified Operation Range	Cool (°CDB) / Heat (°CWB) -5 to 50 / -15 to 15.5										
Piping connections - Drain	Liquid (Flare) / Gas (Flare)	Ø 6.4 / Ø 12.7		Ø 9.5 / Ø 15.9								
	Indoor unit (mm)	VP25 (I.D Ø25 x O.D Ø32)										
	Outdoor unit (mm)	Ø 26.0 (Hole)										
Max. interunit piping length	50 (Equivalent length 70)		75 (Equivalent length 90)		85 (Equivalent length 100)		50 (Equivalent length 70)					
Max. installation level difference	30											

Notes:

- The Rated Capacity, Power Input and Running Current are measured in accordance with AS/NZS 3823.1.2
Cooling: Indoor temp: 27°CDB/19°CWB, Outdoor temp: 35°CDB/24°CWB
Heating: Indoor temp: 20°CDB/15°CWB, Outdoor temp: 7°CDB/6°CWB
- Indoor and outdoor sound levels are determined in an anechoic chamber and may differ once the unit is installed due to ambient conditions
- TCSPF: Total Cooling Seasonal Performance Factor & HSPF: Heating Seasonal Performance Factor as defined under Energy Efficiency (Energy Using Products) Amendment Regulations 2020.
- R32 ducted indoor units must be installed in the ceiling space, it is not to be installed under floor

PRODUCT SPECIFICATION

FBA - Three Phase



FBA71BVMA



FBA85BVMA
FBA100BVMA
FBA125BVMA
FBA140BVMA



RZAV71CY1
RZAV85CY1
RZAC85CY1



RZAV100FY1
RZAV125FY1
RZAV140FY1

SERIES		PREMIUM INVERTER					INVERTER	
INDOOR UNIT		FBA71BVMA	FBA85BVMA	FBA100BVMA	FBA125BVMA	FBA140BVMA	FBA85BVMA	
OUTDOOR UNIT		RZAV71CY1	RZAV85CY1	RZAV100FY1	RZAV125FY1	RZAV140FY1	RZAC85CY1	
Power Supply	Indoor / Outdoor	3 Phase, 380-415V, 50Hz						
Rated Capacity (Capacity Range)	Cool (kW)	7.1 (3.2-8.0)	8.5 (4.0-10.0)	10.0 (3.5-11.5)	12.5 (3.5-14.0)	14.0 (3.5-15.0)	8.5 (3.2-10.0)	
	Heat (kW)	8.0 (3.5-9.0)	10.0 (4.1-11.2)	12.0 (3.5-14.0)	15.0 (3.5-16.5)	16.5 (3.5-18.0)	10.0 (3.5-11.2)	
Power consumption	Cool (kW) / Heat (kW)	2.02 / 1.99	2.30 / 2.50	2.79 / 2.92	3.68 / 3.88	4.28 / 4.52	2.64 / 2.95	
E.E.R	Cool(kW)	3.51	3.70	3.58	3.40	3.27	3.22	
C.O.P	Heat (kW)	4.02	4.00	4.11	3.87	3.65	3.39	
AEER	Cool (kW)	3.43	3.62	3.52	3.36	3.23	3.16	
ACOP	Heat (kW)	3.93	3.92	4.04	3.82	3.61	3.34	
TCSPF (Cooling) Commercial / Residential	Hot	4.88 / 4.52	5.18 / 4.80	6.46 / 5.55	5.64 / 5.04	5.50 / 4.90	4.67 / 4.33	
	Average	4.85 / 3.99	5.16 / 4.27	6.91 / 4.91	6.22 / 4.63	6.09 / 4.53	4.70 / 3.88	
	Cold	5.12 / 4.02	5.46 / 4.33	8.00 / 5.06	7.00 / 4.78	6.88 / 4.69	4.99 / 3.96	
HSPF (Heating) Commercial / Residential	Hot	4.49 / 4.49	4.64 / 4.64	5.61 / 5.57	5.38 / 5.32	5.35 / 5.24	4.25 / 4.24	
	Average	4.27 / 4.14	4.41 / 4.27	5.14 / 4.75	4.90 / 4.49	4.84 / 4.35	4.00 / 3.83	
	Cold	3.91 / 3.71	4.06 / 3.86	4.61 / 4.18	4.32 / 3.88	4.25 / 3.77	3.70 / 3.49	
Indoor Unit	Fan airflow rate (H / M / L)	383 / 325 / 267		533 / 450 / 375		600 / 508 / 417		
	Fan external static pressure	Rated 50 (50-150)						
	Sound pressure level (H / M / L)	38.0 / 35.0 / 33.0		38.0 / 35.5 / 33.0		40.0 / 37.5 / 35.0		
	Sound power level (H)	66		68		66		
	Dimensions (HxWxD)	245x1,000x800			245x1,400x800			
	Machine weight	37			47			
	Certified Operation Range	Cool (°CWB) / Heat (°CDB) 14 to 25 / 15 to 27						
Outdoor Unit	Compressor	Hermetically sealed swing type						
	Motor output (kW)	2.40		3.30		2.40		
	Refrigerant charge (R-32)	2.60		2.90		3.70		
	Sound pressure level	48 / 50		52 / 53		49 / 50		
	Sound power level	67		71		68		
	Dimensions (HxWxD)	990x940x320			870x1,100x460			
	Certified Operation Range	Cool (°CDB) / Heat (°CWB) -5 to 50 / -15 to 15.5						
Piping connections - Drain	Liquid (Flare) / Gas (Flare)	Ø 9.5 / Ø 15.9						
	Indoor unit (mm)	VP25 (I.D Ø25 x O.D Ø32)						
	Outdoor unit (mm)	Ø 26.0 (Hole)						
Max. interunit piping length	75 (Equivalent length 90)		85 (Equivalent length 100)		50 (Equivalent length 70)			
Max. installation level difference	30							

Notes:

- The Rated Capacity, Power Input and Running Current are measured in accordance with AS/NZS 3823.1.2
Cooling: Indoor temp: 27°CDB/19°CWB, Outdoor temp: 35°CDB/24°CWB
Heating: Indoor temp: 20°CDB/15°CWB, Outdoor temp: 7°CDB/6°CWB
- Indoor and outdoor sound levels are determined in an anechoic chamber and may differ once the unit is installed due to ambient conditions
- TCSPF: Total Cooling Seasonal Performance Factor & HSPF: Heating Seasonal Performance Factor as defined under Energy Efficiency (Energy Using Products) Amendment Regulations 2020.
- R32 ducted indoor units must be installed in the ceiling space, it is not to be installed under floor

PRODUCT SPECIFICATION

FEATURES AND BENEFITS

Bulkhead - Single Phase



FDYBA25AV1
FDYBA35AV1
FDYBA50AV1
FDYBA60AV1
FDYBA71AV1



RZAC25GV1
RZAC35GV1



RZAC50GV1
RZAC60GV1



RZAC71GV1

INDOOR UNIT		FDYBA25AV1	FDYBA35AV1	FDYBA50AV1	FDYBA60AV1	FDYBA71AV1	
OUTDOOR UNIT		RZAC25GV1	RZAC35GV1	RZAC50GV1	RZAC60GV1	RZAC71GV1	
Power Supply	Indoor / Outdoor	1 Phase, 220-240V, 50Hz					
Rated Capacity (Capacity Range)	Cool (kW)	2.5 (0.8-2.8)	3.5 (0.8-4.0)	5.0 (1.6-6.2)	6.0 (2.0-6.7)	7.1 (1.7-7.6)	
	Heat (kW)	3.5 (0.9-3.7)	4.0 (1.0-4.3)	6.0 (1.5-7.4)	7.0 (2.0-8.0)	8.0 (1.4-8.6)	
Power consumption	Cool (kW) / Heat (kW)	0.60 / 0.97	1.02 / 1.11	1.37 / 1.73	1.70 / 1.80	2.12 / 2.22	
	E.E.R	4.17	3.45	3.65	3.53	3.35	
C.O.P	Heat (kW)	3.61	3.60	3.47	3.89	3.60	
AEER*	Cool (kW)	4.04	3.38	3.52	3.43	3.32	
ACOP*	Heat (kW)	3.54	3.54	3.37	3.78	3.57	
TCSPF* (Cooling) Commercial / Residential	Hot	5.22 / 4.85	4.71 / 4.39	5.64 / 5.10	5.77 / 5.22	4.97 / 4.62	
	Average	5.07 / 4.20	4.70 / 3.94	5.56 / 4.22	5.78 / 4.41	5.07 / 4.29	
	Cold	5.29 / 4.15	4.96 / 3.99	5.88 / 4.23	6.16 / 4.48	5.42 / 4.46	
HSPF* (Heating) Commercial / Residential	Hot	4.29 / 4.29	4.53 / 4.53	4.78 / 4.76	5.30 / 5.28	6.14 / 6.09	
	Average	3.76 / 3.64	4.25 / 4.06	4.39 / 4.12	4.88 / 4.58	4.96 / 4.13	
	Cold	3.30 / 3.05	3.92 / 3.69	3.92 / 3.68	4.34 / 3.98	3.83 / 3.28	
Indoor Unit	Fan	Airflow rate (H / HM / M L)	l/s	150/133/116/100/85	195/182/152/123/95	240/220/191/162/132	325/275/226/182/135
		m ³ /min	9.0/8.0/7.0/6.0/5.1	11.7/10.9/9.1/7.4/5.7	14.4/13.2/11.5/9.7/7.9	19.5/16.5/13.6/10.9/8.1	
	External static pressure	Rated 30 (10-50)	Rated 30 (10-45)		Rated 25 (10-40)		
		Sound pressure level (H / M / L)	38.0 / 35.0 / 33.0		38.0 / 35.5 / 33.0		40.0 / 37.5 / 35.0
	Sound pressure level ⁵ (H / L)	Discharge	41.6 / 28.0	43.1 / 26.2	45.3 / 31.0	47.7 / 27.2	47.7 / 27.2
		Suction	40.8 / 27.4	38.9 / 20.6	41.2 / 25.4	46.2 / 26.9	46.2 / 26.9
		Casing breakout	30.1 / 19.6	31.6 / 18.6	33.8 / 23.4	35.6 / 20.2	35.6 / 20.2
	Sound power level ⁵ (H / L)	Discharge	56.1 / 42.5	57.6 / 40.7	59.8 / 45.5	62.2 / 41.7	62.2 / 41.7
		Suction	55.3 / 41.9	53.5 / 35.1	55.7 / 39.9	60.7 / 41.4	60.7 / 41.4
		Casing breakout	44.6 / 34.1	46.1 / 33.1	48.3 / 37.9	50.1 / 34.7	50.1 / 34.7
Air filter ⁶	Mould-proof air filter (Removable / Washable)						
Dimensions (HxWxD)	200x700x450	200x900x450		200x1,100x450			
Machine weight	18	21		24			
Certified operation range	Cool (°CWB) / Heat (°CDB)	14 to 25 / 15 to 30					
Colour	Ivory White						
Outdoor Unit	Compressor	Type	Hermetically sealed swing type				
		Motor output (kW)	0.80		1.30		
	Refrigerant charge (R-32)	kg	0.73		1.35		
		(Charged for 10m)	(Charged for 30m)		(Charged for 10m)		
	Sound pressure level ⁷	Cool (dBA) / Heat (dBA)	45 / 48	47 / 48	47 / 50	48 / 51	53 / 55
		Night quiet mode (dBA)	(Reduced from rated sound pressure level)				
	Sound power level	dBA	60		62	63	67
	Dimensions (HxWxD)	mm	550x675x284		595x845x300		695x930x350
Machine weight	kg	28		45		54	
Certified Operation Range	Cool (°CDB) / Heat (°CWB)	-10 to 50 / -15 to 18					
Piping connections - Drain	Liquid (Flare)	Ø 6.4					
	Gas (Flare)	Ø 9.5		Ø 12.7			
	Indoor unit (mm)	PVC26 (I.D Ø20 x O.D Ø26)					
	Outdoor unit (mm)	Ø 16.0 (Hole)					
Max. interunit piping length	m	20 (Equivalent length 30)		30 (Equivalent length 45)			
Max. installation level difference	m	15		20			
Heat insulation	Both liquid and gas piping						

Notes:

- Rated cooling capacities are based on the following conditions: Indoor temp., 27°CDB, 19°CWB; outdoor temp. 35°CDB, 24°CWB. Equiv. refrigeration piping, 7.5 m (horizontal)
- Rated heating capacities are based on the following conditions: Indoor temp., 20°CDB, 15°CWB; outdoor temp., 7°CDB, 6°CWB. Equiv. refrigeration piping, 7.5 m (horizontal)
- Capacities are net, including a deduction for cooling (an addition for heating) for indoor fan motor heat.
- External static pressure is changeable by remote controller.
- The indoor sound levels are determined in accordance with ISO 3745:2012. Values indicated are determined at 1.5m to rated condition, at rated static pressure.
- Air filter is a standard accessory, supplied with the unit.
- The operation sound is measured in anechoic chamber. If it is measured under the actual installation conditions, it is normally over the set value due to environmental noise and sound reflection.

* Values based on Energy Efficiency (Energy Using Products) Amendment Regulations 2020.

TCSPF: Total Cooling Seasonal Performance Factor / HSPF: Heating Seasonal Performance Factor
In simple terms, TCSPF & HSPF represents the ratio of the Total Cooling & Heating capacity of the air-conditioner relative to the Total energy consumed by the air-conditioner during the Total Cooling & Heating operation periods in a year. Whereas the previous index of AEER & ACOP was calculated using only one representative outdoor temperature (35° for cooling and 7° for heating), the new index of TCSPF & HSPF uses a broader range of annual outdoor temperatures* as stipulated in AS/NZS 3823.4.1:2014. Further, the annual outdoor temperatures are based on zoning Australia/ New Zealand into three distinct climate zones (Hot/Average/Cold). This allows you to determine the performance efficiency of different air-conditioners by comparing their TCSPF & HSPF within the same climate zone.
* Residential & Commercial TCSPF/HSPF are calculated based on different annual outdoor temperatures.

ENERGY EFFICIENCY



INVERTER OPERATION

An inverter system works like the accelerator of a car, gently increasing or decreasing power to steadily maintain your optimum temperature without fluctuations. That means uninterrupted comfort and significant savings on running costs. Daikin premium inverters can also reach your desired temperature faster than conventional heat pumps.



AUTOMATIC MODE CHANGEOVER

Automatically selects heating or cooling modes to suit thermostat settings and prevailing room temperature.



PREDICTED MEAN VOTE (PMV) CONTROL

Measures indoor and outdoor temperatures to calculate the ideal room temperature, gently adjusting it for the optimum balance between efficiency and comfort.



TEMPERATURE LIMIT OPERATIONS

Lets you pre-define temperature range for cooling or heating, to reduce energy consumption.



HOME LEAVE

Ideal for cold climates, when activated, home leave turns your heat pump on automatically when room temperatures drop below 10°C, keeping your home at or above 10°C so it never gets really cold.



AUTO RESTART AFTER POWER FAILURE

The heat pump memorises the settings for mode, airflow, temperature etc. and automatically returns to them when power is restored after a power failure.



SELF DIAGNOSTICS WITH DIGITAL DISPLAY

Malfunction codes are displayed on your control panel for fast, easy fault diagnosis and maintenance.



ANTI-CORROSION COATING

An anti-corrosion coating on outdoor heat exchangers gives greater resistance to salt damage and atmospheric corrosion.



COMPACT DESIGN

The compact design of Daikin ducted indoor units allows them to be installed in confined areas, and they can also be dismantled for easier installation in tight roof spaces.

Note: Not all features available on all models – Please refer to checklist on page 35

COMFORT CONTROL



NIGHT QUIET MODE

Outdoor unit noise is automatically reduced by 3 dB when outdoor temperatures fall more than 6°C from the day's maximum (set during installation).



PROGRAM DRY MODE

In this mode, priority is given to reducing the level of humidity in the room rather than room temperature.



INTELLIGENT DEFROST

During heating operation in low ambient temperature conditions, frost can form on the outdoor unit heat exchanger which can reduce your heat pump's performance. Daikin's intelligent defrost system constantly monitors a range of system parameters and temperatures to determine the optimum time to commence a defrost operation for maximum performance in cold conditions.



HOT START

Prior to heating, the indoor unit warms to a pre-set temperature before the fan switches on, ensuring only warm air is discharged and eliminating cold drafts.



QUICK COOL/HEAT – POWERFUL MODE

This feature temporarily increases power to more rapidly reach your desired room temperature, before automatically returning to normal operation.



24 HOUR ON/OFF TIMER

This timer can be pre-set to start and stop at any time within a 24 hour period.



NIGHT SET MODE

A timer off circuit gradually adjusts pre-set cooling and heating levels, preventing sudden temperature changes during the night and improving economy.



SEVEN DAY TIME CLOCK

This allows you to program your heat pump to turn on or off at set times for every day of the week.

FEATURES CHECKLIST

	R32 HSP / MSP NZ ONLY (71-140 CLASS)	R32 PREMIUM INVERTER (71-200 CLASS)	PREMIUM INVERTER (180-250 CLASS)	R32 SLIM-LINE	R32 BULKHEAD	R32 INVERTER (50-160 CLASS)	INVERTER (180-250 CLASS)
	FDMA71AV1A FDMA85AV1A FDMA100AV1A FDMA125AV1A FDMA140AV1A	FDYA71AV1 FDYA85AV1 FDYA100AV1 FDYA125AV1 FDYA160AV1 FDYA180AV1 FDYA200AV1	FDYQ180LCV1 FDYQ200LCV1 FDYQ250LCV1	FBA50BAVMA FBA60BAVMA FBA71BVMA FBA85BVMA FBA100BVMA FBA125BVMA FBA140BVMA	FDYBA25AV1 FDYBA35AV1 FDYBA50AV1 FDYBA60AV1 FDYBA71AV1	FDYAN50AV1 FDYAN60AV1 FDYAN71AV1 FDYAN85AV1 FDYAN100AV1 FDYAN125AV1 FDYAN140AV1 FDYAN160AV1	FDYQN180LCV1 FDYQN200LCV1 FDYQN250LBV1
Inverter Operation	✓	✓	✓	✓	✓	✓	✓
DC Indoor Fan Motor	✓	✓	✓	✓	✓	✓	✓
Swing Compressor	✓	✓		✓	✓	✓	
Scroll Compressor			✓				✓
High Efficiency (HI-X) Indoor Heat Exchanger Coil	✓	✓	✓	✓	✓	✓	✓
Automatic Mode Changeover	✓	✓	✓	✓	✓	✓	✓
P.M.V. Control	✓	✓	✓	✓		✓	✓
Temperature Limit Operations	✓ ¹	✓ ¹	✓ ¹	✓ ¹		✓ ¹	✓ ¹
Home Leave	✓ ¹	✓ ¹	✓ ¹	✓ ¹		✓ ¹	✓ ¹
Auto Restart After Power Failure	✓	✓	✓	✓	✓	✓	✓
Self Diagnostics	✓	✓	✓	✓	✓	✓	✓
Anti-Corrosion Coating for Outdoor Heat Exchanger	✓	✓	✓	✓	✓	✓	✓
Indoor Unit Designed and Built in Australia		✓	✓			✓	✓
Long Piping Length	✓	✓	✓	✓		✓	✓
High Strength Galvanized Steel Casing	✓	✓	✓	✓	✓	✓	✓
Night Quiet Mode	✓ ²	✓ ²	✓ ²	✓ ²	✓ ²	✓ ²	✓ ²
Low Noise Operation	✓ ³	✓ ³	✓ ³	✓ ³		✓ ³	✓ ³
Program Dry Mode	✓	✓	✓	✓	✓	✓	✓
Intelligent Defrost	✓	✓	✓	✓	✓	✓	✓
Hot Start	✓	✓	✓	✓	✓	✓	✓
Quick Cool / Heat – Powerful Mode	✓	✓	✓	✓	✓	✓	✓
Automatic Fan Speed					✓		
Automatic Airflow Adjustment	✓	✓	✓	✓		✓	✓ ⁴
Indoor Fan Cycles with Compressor	✓ ⁵	✓ ⁵	✓ ⁵	✓ ⁵		✓ ⁵	✓ ⁵
24 Hour On/Off Timer	✓	✓	✓	✓	✓	✓	✓
Night Set Mode					✓ ²		
Seven Day Time Clock	✓	✓	✓	✓	✓	✓	✓
Electronic Control System	✓	✓	✓	✓	✓	✓	✓
Airside Control		✓ ⁶	✓ ⁶			✓ ⁶	
Wireless LAN Connection	✓ ⁷	✓ ⁷	✓ ⁷	✓ ⁷		✓ ⁷	✓ ⁷
R22 Retrofit Capability	✓	✓		✓		✓	
Auto Clean Air Filter Module					✓ ⁸		
3-D Auto Swing Grille					✓ ⁸		
Demand Enabled Response (DRED)	✓ ⁹	✓ ⁹	✓ ⁹	✓ ⁹	✓ ⁹	✓ ⁹	✓ ⁹
OptiZone Control		✓ ¹⁰				✓ ¹⁰	

1. Only available on Nav Ease
 2. Night Quiet and Night Set modes may reduce capacity
 3. Low noise operation requires optional PCB
 4. Only available on FDYQN180-200LCV1
 5. Can be set up by installer during installation

6. Only available on AirHub On/Off Zone Controller & Zone Controller
 7. Optional accessory & only compatible with Nav Ease or Zone Controller
 8. Optional accessory & only compatible with Nav Ease Controller (BRC1E63)
 9. Optional accessory, compliant to AS/NZS 4755.3.1:2012
 10. Only available on AirHub Linear Controller

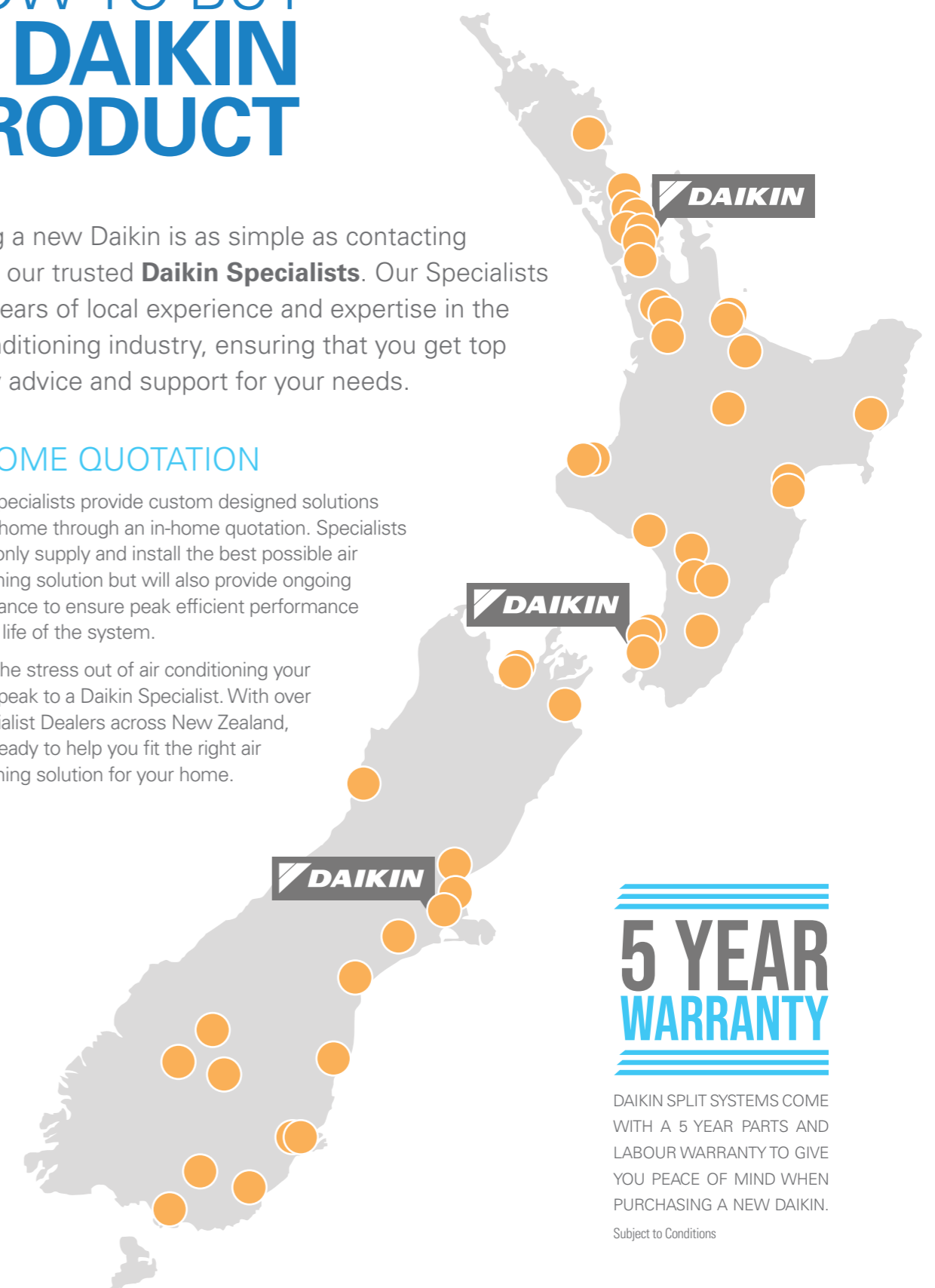
HOW TO BUY A DAIKIN PRODUCT

Buying a new Daikin is as simple as contacting one of our trusted **Daikin Specialists**. Our Specialists have years of local experience and expertise in the air conditioning industry, ensuring that you get top quality advice and support for your needs.

IN-HOME QUOTATION

Daikin Specialists provide custom designed solutions for your home through an in-home quotation. Specialists will not only supply and install the best possible air conditioning solution but will also provide ongoing maintenance to ensure peak efficient performance over the life of the system.

To take the stress out of air conditioning your home, speak to a Daikin Specialist. With over 50 Specialist Dealers across New Zealand, we are ready to help you fit the right air conditioning solution for your home.



5 YEAR WARRANTY

DAIKIN SPLIT SYSTEMS COME WITH A 5 YEAR PARTS AND LABOUR WARRANTY TO GIVE YOU PEACE OF MIND WHEN PURCHASING A NEW DAIKIN.
 Subject to Conditions

To find your nearest Daikin Specialist, visit: www.daikin.co.nz or call 0800 20 90 10

The specifications, designs and information in this brochure are subject to Change without notice. Unit colours shown are as close as possible to actual unit colours. Colours depicted in this brochure may vary slightly.

ASSUMPTIONS

All representations made in Daikin marketing and promotional material are based on the assumptions that the correct equipment has been selected, appropriately sized and installed in accordance with Daikin's installation instructions and standard industry practices.

QUALITY CERTIFICATIONS

Daikin Industries Limited was the first air conditioning equipment manufacturer in Japan to receive ISO 9001 certification. All Daikin manufacturing facilities have been certified to ISO 9001 Quality Management System requirements. ISO 9001 is a certificate for quality assurance concerning 'design, development, manufacturing, installation and related service' of products manufactured at that factory.

ENVIRONMENTAL CERTIFICATIONS

Daikin Industries Limited has received ISO 14001 Environmental Certification for the Daikin production facilities listed below. ISO 14001 is an international standard specifying requirement for an environmental management system, enabling an organisation to formulate policy and objectives, taking into account legislative requirements and information about significant environmental impacts. It applies to those environmental aspects within the organisation's control and over which it can be expected to have an influence.

The certification relates only to the environmental management system and does not constitute any endorsement of the products shipped from the facility by the International Organisation for Standardisation.

Head Office /Tokyo Office
Shiga Plant (Japan)
Sakai Plant (Japan)
Daikin Industries Ltd (Thailand)
Yodogawa Plant (Japan)
Daikin Australia Pty. Ltd.

Certificate number: EC02J0355
Certificate number: EC99J2044
Certificate number: JQA-E-80009
Certificate number: JQA-E-90108
Certificate number: EC99J2057
Certificate number: CEM20437

**Daikin Air Conditioning
New Zealand Limited
(ISO 9001)**
QMS42380
Auckland



**Residential Air Conditioning
Manufacturing Div (ISO 9001)**
JQA-0486 May 2, 1994
(Shiga Plant)

**Commercial Air Conditioning
and Refrigeration
Manufacturing Div (ISO 9001)**
JMI0107 December 28, 1992
(Kanaoka Factory and Rinkai
Factory at Sakai Plant)

**Industrial System and Chiller
Products Manufacturing Div
(ISO 9001)**
JQA-0495 May 16, 1994
(Yodogawa Plant and Kanaoka
Factory and Kishiwada Factory)

Daikin Europe N.V (ISO 9001)
Lloyd 928589.1 June 2, 1993

Daikin Industries (Thailand) Ltd
JQA-1452 September 13, 2002
(ISO 9001)



DEALER

For all sales enquiries email:
[sales @daikin.co.nz](mailto:sales@daikin.co.nz)

For customer service or technical support:
0800 209 010

daikin.co.nz